





MASSACHUSETTS


PROVIDENCE

Providence 

KENT

East Greenwich 


BRISTOL

Bristol 

WASHINGTON

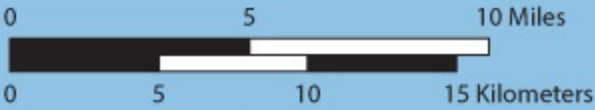
South Kingstown 

NEWPORT

Newport 





CONNECTICUT

ATLANTIC OCEAN



Projection - Albers Equal Area

COUNTIES OF RHODE ISLAND

-  State Boundary
-  County Boundary
-  State Capital
-  County Seat