

MONTANA




NORTH DAKOTA

SOUTH DAKOTA


POPULATED PLACES

- 100,000 – 499,999 • Sioux Falls
- 25,000 – 99,999 • Rapid City
- 24,999 and less • Pine Ridge
- State capital ★ Pierre

TRANSPORTATION

- Interstate; limited access highway 
- Other principal highway 
- Railroad 

PHYSICAL FEATURES

- Streams: perennial; intermittent 
 - Lakes 
 - Highest elevation in state (feet) +7242
 - Other elevations (feet) +5725
- The lowest elevation in South Dakota is 966 feet above sea level (Big Stone Lake).



WYOMING

NEBRASKA

