





Washington



POPULATED PLACES

- 500,000 – 999,999 • **Seattle**
- 100,000 – 499,999 • **Spokane**
- 25,000 – 99,999 • **Walla Walla**
- 24,999 and less • **Aberdeen**
- State capital ★ **Olympia**
- Urban areas 

TRANSPORTATION

- Interstate; limited access highway 
- Other principal highway 
- Railroad 
- Ferry 

PHYSICAL FEATURES

- Streams: perennial; intermittent 
- Lakes 
- Highest elevation in state (feet) +14410
- Other elevations (feet) +12276
- The lowest elevation in Washington is sea level (Pacific Ocean).

