




South Dakota



POPULATED PLACES

- 100,000 – 499,999 • **Sioux Falls**
- 25,000 – 99,999 • **Rapid City**
- 24,999 and less • **Pine Ridge**
- State capital ★ **Pierre**

TRANSPORTATION

- Interstate; limited access highway 
- Other principal highway 
- Railroad 

PHYSICAL FEATURES

- Streams: perennial; intermittent 
- Lakes 
- Highest elevation in state (feet) +7242
- Other elevations (feet) +5725

The lowest elevation in South Dakota is 966 feet above sea level (Big Stone Lake).



Albers equal area projection

