





Connecticut

POPULATED PLACES

- 100,000 – 499,999 • Waterbury
- 25,000 – 99,999 • Torrington
- 24,999 and less • Willimantic
- State capital ★ Hartford

TRANSPORTATION

- Interstate; limited access highway 
- Other principal highway 
- Railroad 
- Ferry 

PHYSICAL FEATURES

- Streams 
- Lakes 
- Highest elevation in state (feet) +2380

The lowest elevation in Connecticut is sea level (Long Island Sound).

